

Gold Comet GUI Updates – July 2021

On Saturday, July 24th, the Gold Comet Team will be deploying a comprehensive update to the Secure Messaging user interface. This update offers several new features to improve ease of use and to optimize performance.

When you next log in to your secure.goldcomet message account your Inbox will have a new look:

Old Look:

The screenshot displays the 'Old Look' of the Gold Comet GUI. At the top left is the 'GOLD-COMET' logo, and at the top right is a 'My Profile' link with a 'Logou' (likely 'Logout') button. Below the logo is a navigation bar with 'Message' and 'Profile / Account' tabs, and a row of buttons: 'Compose', 'Reply', 'Reply All', 'Contacts', and 'Get Mail'. The main content area is divided into a left sidebar and a central message detail pane. The sidebar, titled 'rick.thompson@secure.goldcomet.net', shows a tree view of folders: 'Inbox' (with a 'No Messages' indicator), 'Failed testing', 'successful testing', 'test', 'Outbox', 'Draft', 'Sent', 'failed testing', 'successful testing', 'test', and 'Trash'. The central pane, titled 'Message Detail', shows a list of messages in the 'Inbox' with columns for 'By:' and 'Date'. The messages are: 07/12/2021 @ 01:42PM from connie.jones@secure.goldcomet.net (subject: Minutes from 6 July and Agenda for 13 July), 07/08/2021 @ 10:33AM from connie.jones@secure.goldcomet.net (subject: Brandwhip Invoice 144 and Expense Report), 07/07/2021 @ 09:14AM from connie.jones@secure.goldcomet.net (subject: Bios for Gold Comet Team), and 07/06/2021 @ 06:52AM. A 'No Message Selected' message is also visible. Below the message list is a 'Storage Used 28%' indicator and a 'Message Tags' section with a search dropdown. At the bottom right, there is a 'For technical support please Email us at: support@goldcomet.com' link. The bottom of the screenshot shows the 'New Look' interface, which is more modern and includes a 'testing' tag in the message list.

Gold Comet GUI Updates – July 2021

New Look:

The screenshot shows the Gold Comet email interface. At the top left is the logo "GOLD COMET" and "My Profile Logout" at the top right. Below the logo are "Messages" and "Profile / Account" links. A navigation bar contains "Compose", "Get Mail", and "Contacts". The main area is divided into "Mailboxes" on the left and "Inbox" on the right. The "Mailboxes" list includes "Inbox (26)", "Drake", "John", "Me", "Other", "Rick", "Roy", "Outbox", "Draft", "Sent", and "Trash". The "Inbox" list shows a table of messages with columns for "All", "From", "Date/Time", and "Subject".

All	From	Date/Time	Subject
	john.hardenbergh@secure.goldcomet.net	03/27/2020 @ 11:33AM	Time sheets and Work from Home reports
	roy.gingher@secure.goldcomet.net	03/26/2020 @ 03:33PM	Cyber Security and Information Systems Information Analysis Center AT USCyberCom
	don.shaw@secure.goldcomet.net	03/24/2020 @ 01:32PM	Re: BAI Gold Comet list
	don.shaw@secure.goldcomet.net	03/24/2020 @ 01:28PM	Re: BAI List So Far
	roy.gingher@secure.goldcomet.net	03/23/2020 @ 04:43PM	RSA email list 38,657 email address for \$850
	roz.williams@secure.goldcomet.net	03/23/2020 @ 10:44AM	Re: Addition of Brett to Gold Comet
	roy.gingher@secure.goldcomet.net	03/20/2020 @ 06:04PM	sandy List
	mark.seymour@secure.goldcomet.net	03/20/2020 @ 11:15AM	Re: Addition of Brett to Gold Comet
	robert.nickel@secure.goldcomet.net	03/19/2020 @ 03:44PM	Re: Addition of Brett to Gold Comet
	greg.folk@secure.goldcomet.net	03/19/2020 @ 02:22PM	Addition of Brett to Gold Comet
	joshua.hurst@secure.goldcomet.net	03/19/2020 @ 12:44PM	Re: BAI Gold Comet list
	mindy.hardenbergh@secure.goldcomet.net	03/19/2020 @ 12:39PM	Re: BAI Gold Comet list
	mindy.hardenbergh@secure.goldcomet.net	03/19/2020 @ 12:38PM	Re: BAI List So Far
	john.hardenbergh@secure.goldcomet.net	03/19/2020 @ 09:07AM	Re: BAI List So Far
	greg.folk@secure.goldcomet.net	03/19/2020 @ 07:18AM	BAI Gold Comet list
	greg.folk@secure.goldcomet.net	03/18/2020 @ 03:20PM	Re: BAI List So Far
	adam.carrera@secure.goldcomet.net	03/18/2020 @ 03:03PM	Re: BAI List So Far

When you click on a message to read it will be displayed in a separate box that can be moved around your screen:

The screenshot shows the Gold Comet email interface with a message detail view. A blue arrow points from the text above to the "Message Detail" header. The "Mailboxes" list on the left is the same as in the previous screenshot. The "Inbox" list shows the message "Time sheets and Work from Home reports" selected. The "Message Detail" view displays the following information:

Subject: Time sheets and Work from Home reports

From: john.hardenbergh@secure.goldcomet.net, erikt@secure.goldcomet.net, greg.folk@secure.goldcomet.net, connie.jones@secure.goldcomet.net, paul.bauer@secure.goldcomet.net, robert.nickel@secure.goldcomet.net, mac.williams@secure.goldcomet.net, mindy.hardenbergh@secure.goldcomet.net

TO: roy.gingher@secure.goldcomet.net, ted.wingo@secure.goldcomet.net, rick.thompson@secure.goldcomet.net, abel.wolde@secure.goldcomet.net, don.shaw@secure.goldcomet.net

CC:

ON: Friday, March 27, 2020 @ 11:33AM

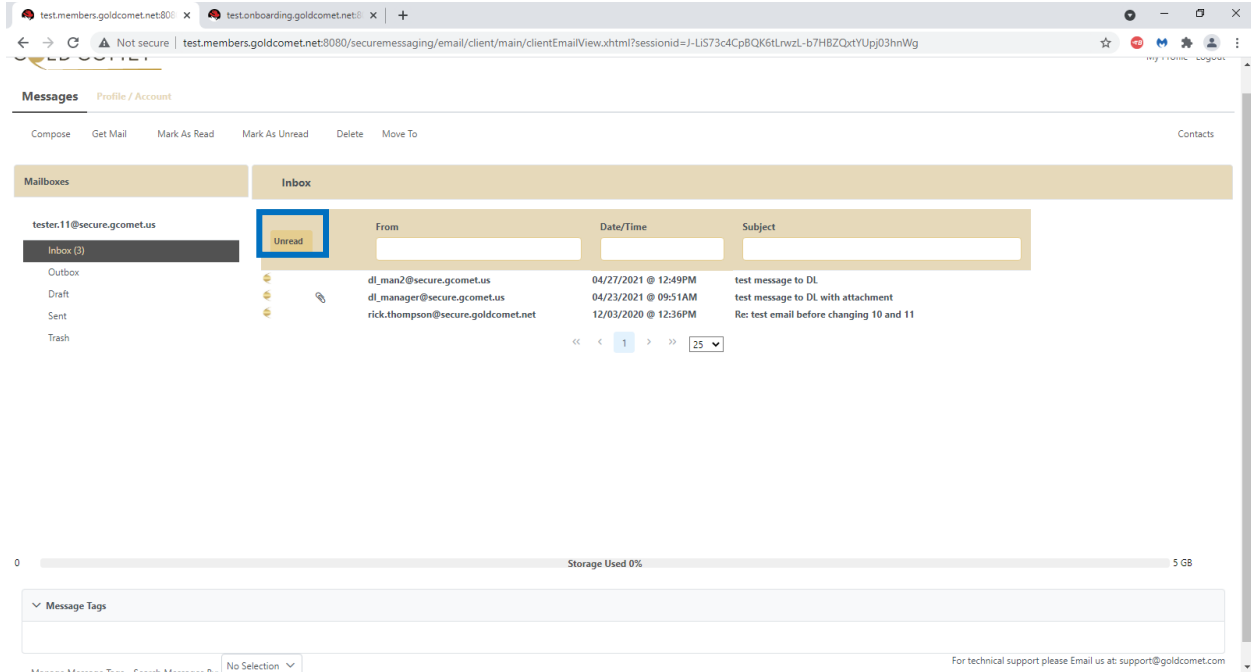
Attachments:

Please complete your time sheet today - it is the end of the month and we will need everyone to be current on the first of April. Also remember to submit your WFH reports via this email system. John

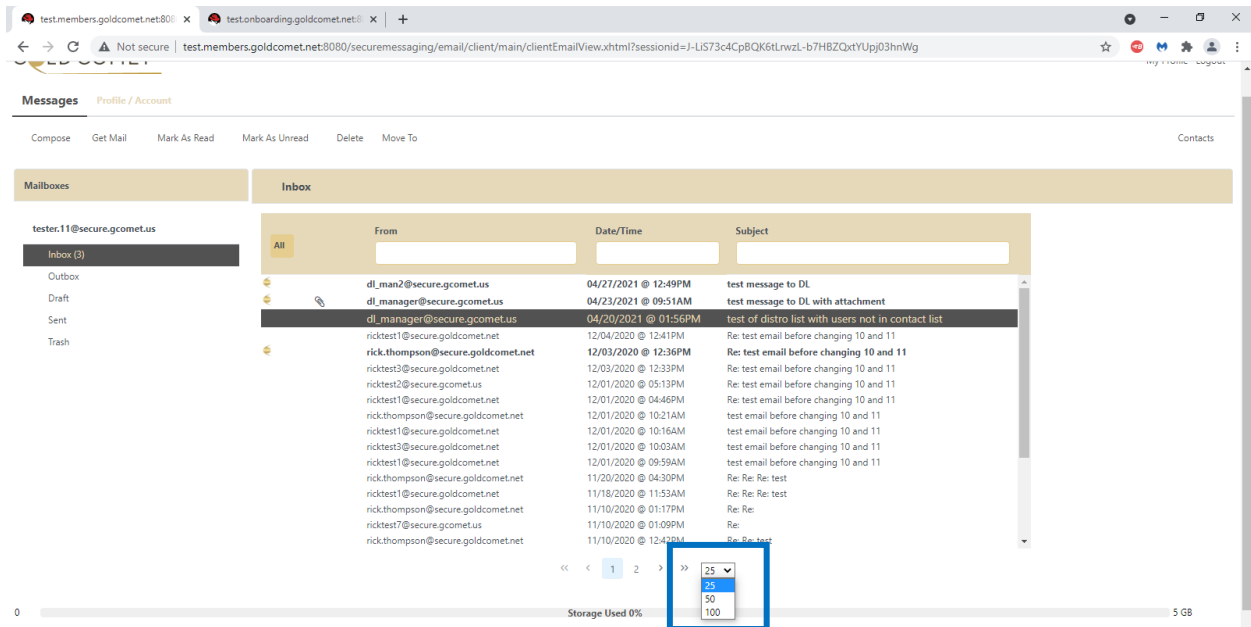
John T. Hardenbergh

Gold Comet GUI Updates – July 2021

You can select to see all messages or only unread messages by clicking the toggle switch at the top of that column.



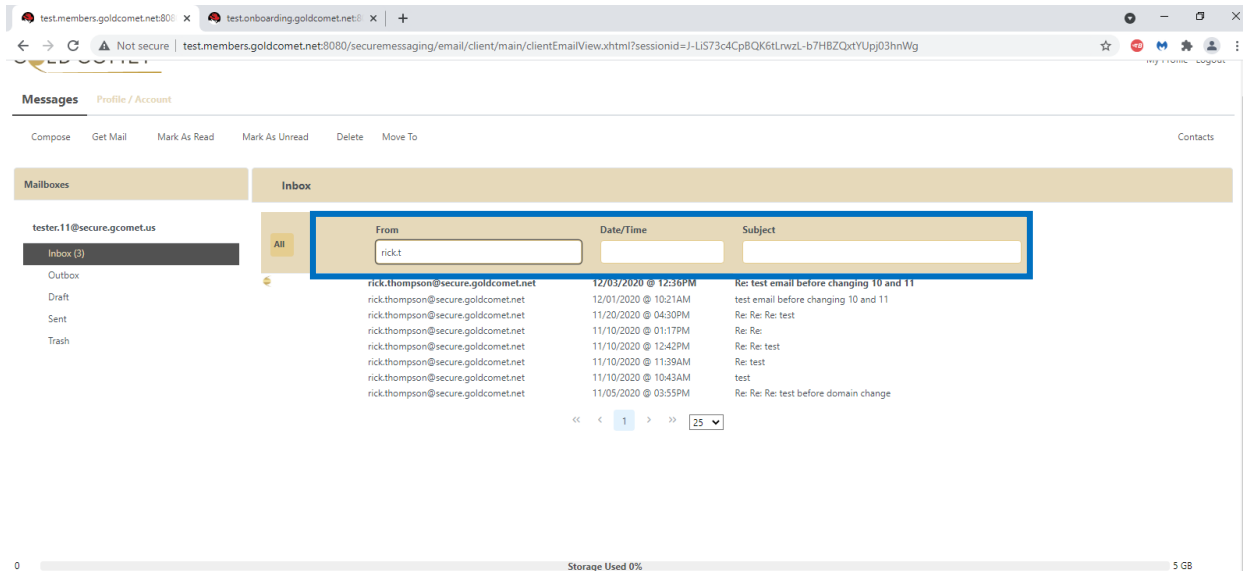
You will now be able to control how many messages your screen displays at one time by selecting from the drop-down box at the bottom of your Inbox screen. The number you select (25/50/100) will display that many messages per page.



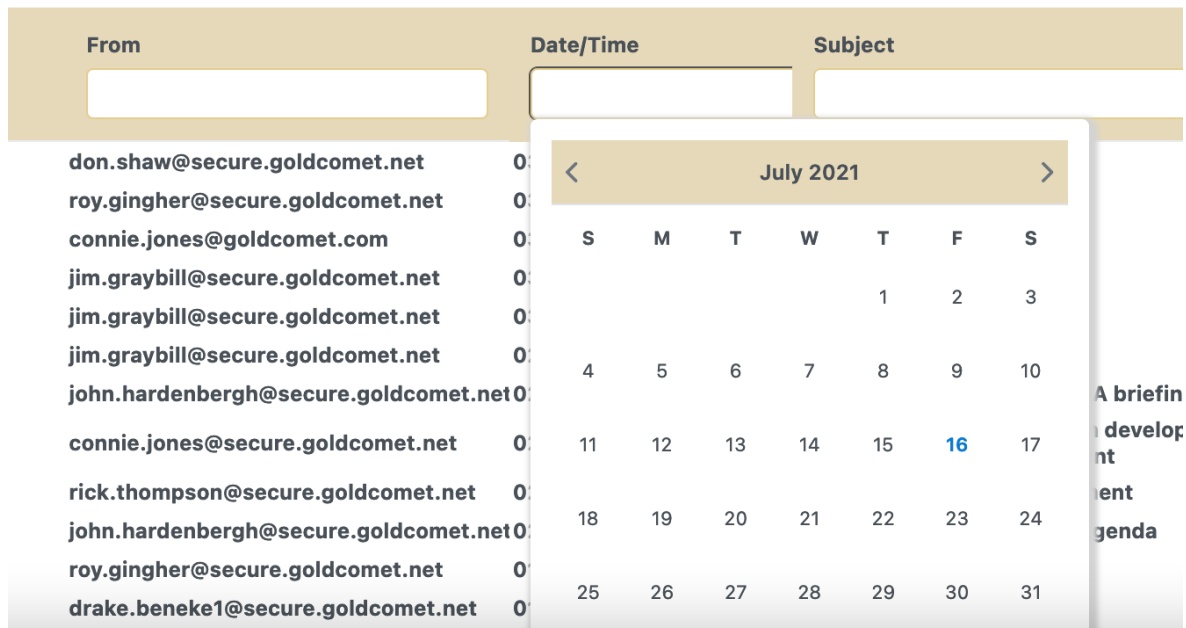
Gold Comet GUI Updates – July 2021

Looking for a particular message?

You can now sort your inbox using the From, the Date/Time or the Subject filter boxes provided (as shown below):



To sort by date, select the Date/Time box, select a date from the Calendar that pops up and Enter:



Gold Comet GUI Updates – July 2021

You can select a date range:

The screenshot shows a date range selection interface. At the top, there are two input fields: "Date/Time" containing "7/5/2021 - 7/16/2021" and "Subject". Below these is a calendar for July 2021. The calendar has a header with navigation arrows and the text "July 2021". The days of the week are labeled S, M, T, W, T, F, S. The dates 5 through 16 are highlighted with blue circles. At the bottom of the calendar, there are two buttons: "Today" and "Clear".

Looking for a particular Subject? Type the word you are looking for in the Subject box and press Enter to display messages with that subject:

The screenshot shows the Gold Comet web interface. The browser address bar shows the URL: test.members.goldcomet.net:8080/securemessaging/email/client/main/clientEmailView.xhtml?sessionId=J-LIS73c4Cp8QK6tLrwzL-b7HBZCxtYUpj03hnWg. The page title is "Messages". The interface includes a navigation bar with "Compose", "Get Mail", "Mark As Read", "Mark As Unread", "Delete", and "Move To". Below this is a "Mailboxes" section with "Inbox" selected. The "Inbox" section shows a list of messages with columns for "From", "Date/Time", and "Subject". The first message is from "dl_man2@secure.gcomet.us" dated "04/27/2021 @ 12:49PM" with subject "test message to DL". The second message is from "dl_manager@secure.gcomet.us" dated "04/23/2021 @ 09:51AM" with subject "test message to DL with attachment". A search bar is visible above the message list. At the bottom, there is a "Storage Used 0%" indicator and a "Message Tags" section.

Please report any issues to: customer_support@goldcomet.com